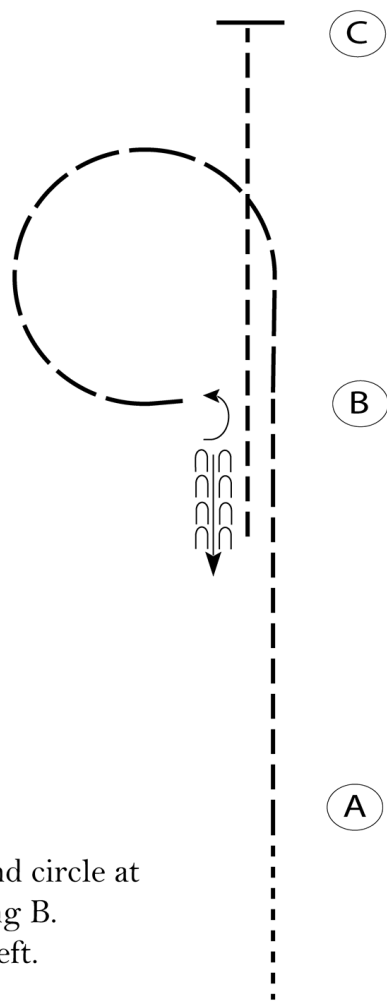


Horsemanship (Walk Trot)

Show Date:

w w w . H o r s e S h o w P a t t e r n s . c o m

w w w . H o r s e S h o w P a t t e r n s . c o m



Begin before A at a walk.

1. Jog from A to B.
2. At B, extend the jog and circle at B as shown. Stop facing B.
3. Turn 1/4 turn to the left.
4. Back one horse length.
5. Jog to C. Stop at C.

Follow the instructions of your ring steward.

Walk	-----
Jog	- - - - -
Extended Jog	- - - - -
Lope	—————
Leg Yield	
Lead Change	— / —
Back	← C C C C C
Marker	Ⓚ
Sidepass	←-----→

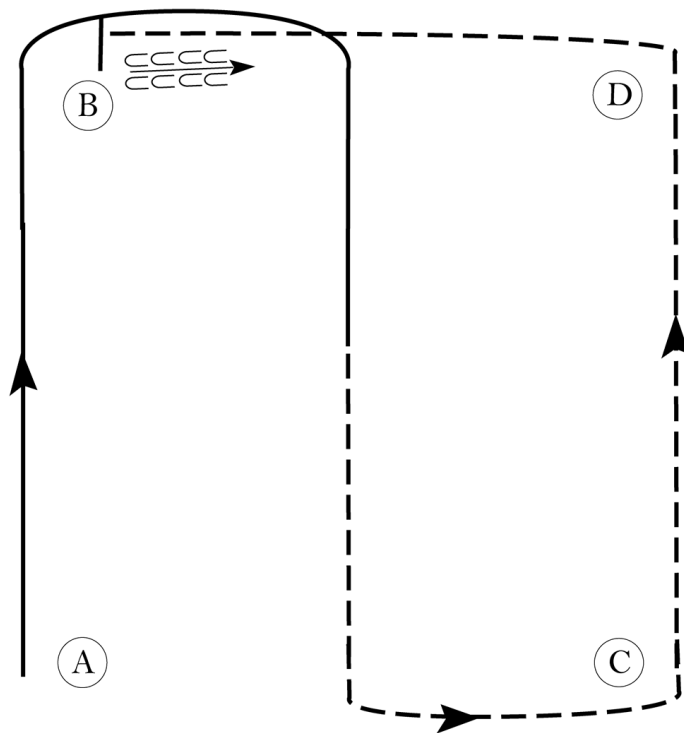
[WH/WT-17]

Pattern Provided by:

Marv and Sue Kapushion

Hunt Seat Equitation (Novice Youth, Novice Amateur and 13 and under)

Show Date:



Be ready at A.

1. Canter on the right lead to and around B.
2. Halfway between B and C, break to the trot.
3. Posting trot on the right diagonal to C.
5. At C, change diagonals and continue to trot to D.
6. At D, sitting trot to B.
7. At B, stop and back one horse length.

Walk	-----
Trot	- - - - -
Extended Trot	— — — — —
Canter	—————
Leg Yield	
Lead Change	↙ ↘
Back	←←←←←
Marker	Ⓚ
Sidepass	← — — — — ←
Hand Gallop	— — — — —

[HSE/1-25]

Pattern Provided by:

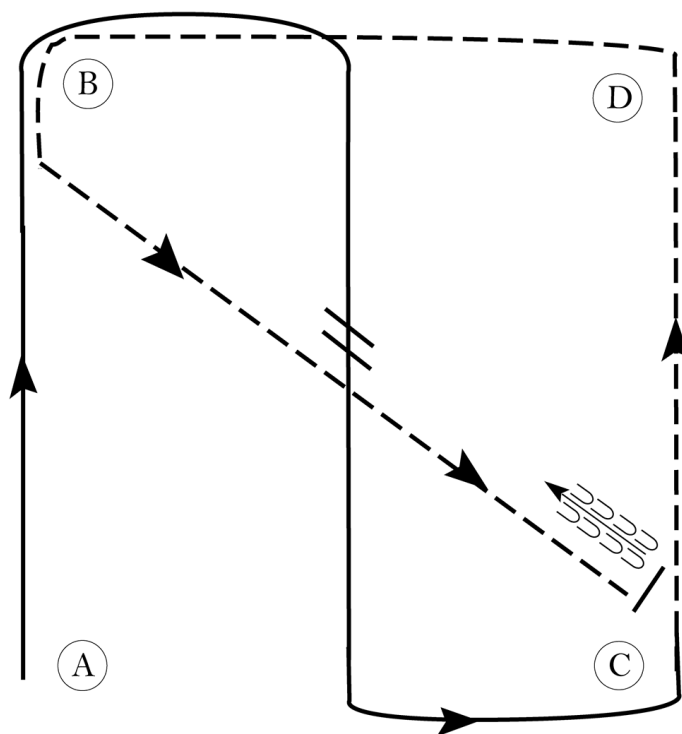
Marv and Sue Kapushion

www.HorseShowPatterns.com

www.HorseShowPatterns.com

Hunt Seat Equitation (14-18 Amateur and Select)

Show Date:



Be ready at A.

1. Canter on the right lead to and around B.
2. Halfway between B and C, change leads.
3. Canter on left lead to and around C.
4. Posting trot on the left diagonal from C to D.
5. At D, change diagonals and continue to trot to B.
6. At B, sitting trot to C.
7. Stop and back one horse length at C.

Walk	-----
Trot	- - - - -
Extended Trot	— — — — —
Canter	—————
Leg Yield	
Lead Change	— / —
Back	←←←←←
Marker	Ⓚ
Sidepass	← — — — — ←
Hand Gallop	— — — — —

[HSE/2-25]

Pattern Provided by:

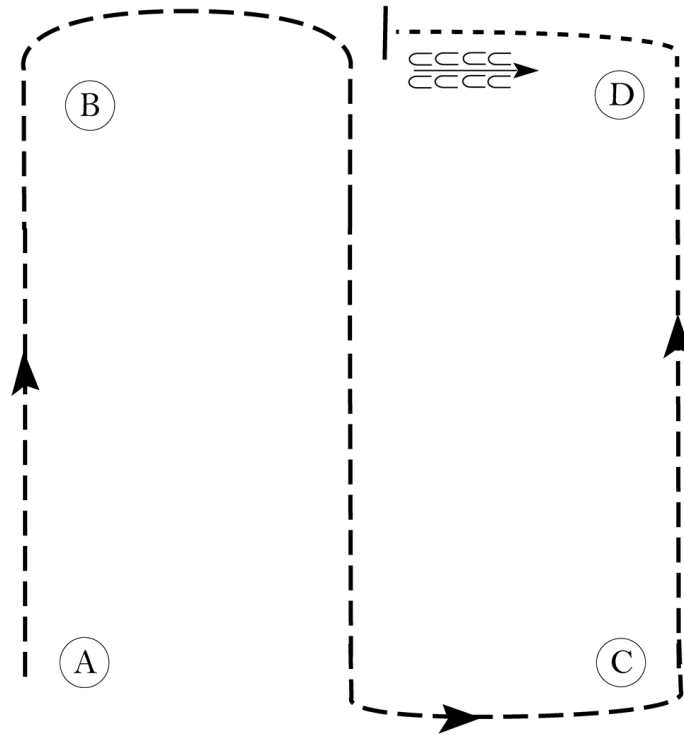
Marv and Sue Kapushion

www.HorseShowPatterns.com

www.HorseShowPatterns.com

Hunt Seat Equitation (Walk Trot)

Show Date:



Be ready at A.

1. Posting trot to and around B on the left diagonal.
2. Halfway between B and C, change diagonals.
3. Posting trot on the right diagonal to and around C.
4. Continue to trot to D.
5. At D, walk.
6. Walk until halfway to B, stop and back one horse length.

Walk	-----
Trot	- - - - -
Extended Trot	— — — — —
Canter	—————
Leg Yield	
Lead Change	— / —
Back	← ← ← ← ←
Marker	⊙ B
Sidepass	← — — — — ←
Hand Gallop	— — — — —

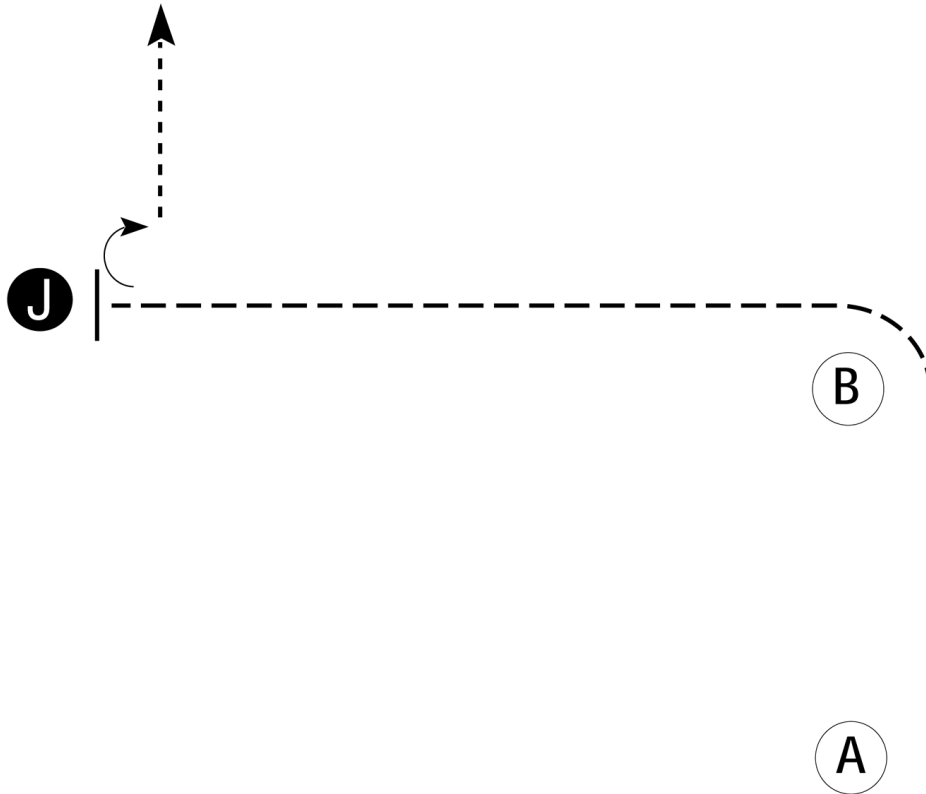
[HSE/WT-25]

Pattern Provided by:

Marv and Sue Kapushion

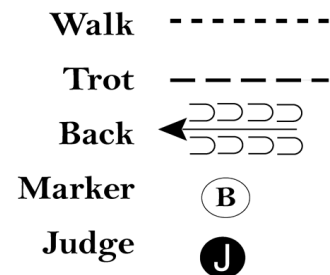
Showmanship (Walk Trot)

Show Date:



Be ready at A.

1. Walk from A to B.
2. At B, trot to judge.
3. Stop and set up for inspection.
4. When dismissed, turn 90 degrees and walk away from judge.
5. Follow the instructions of your ring steward.



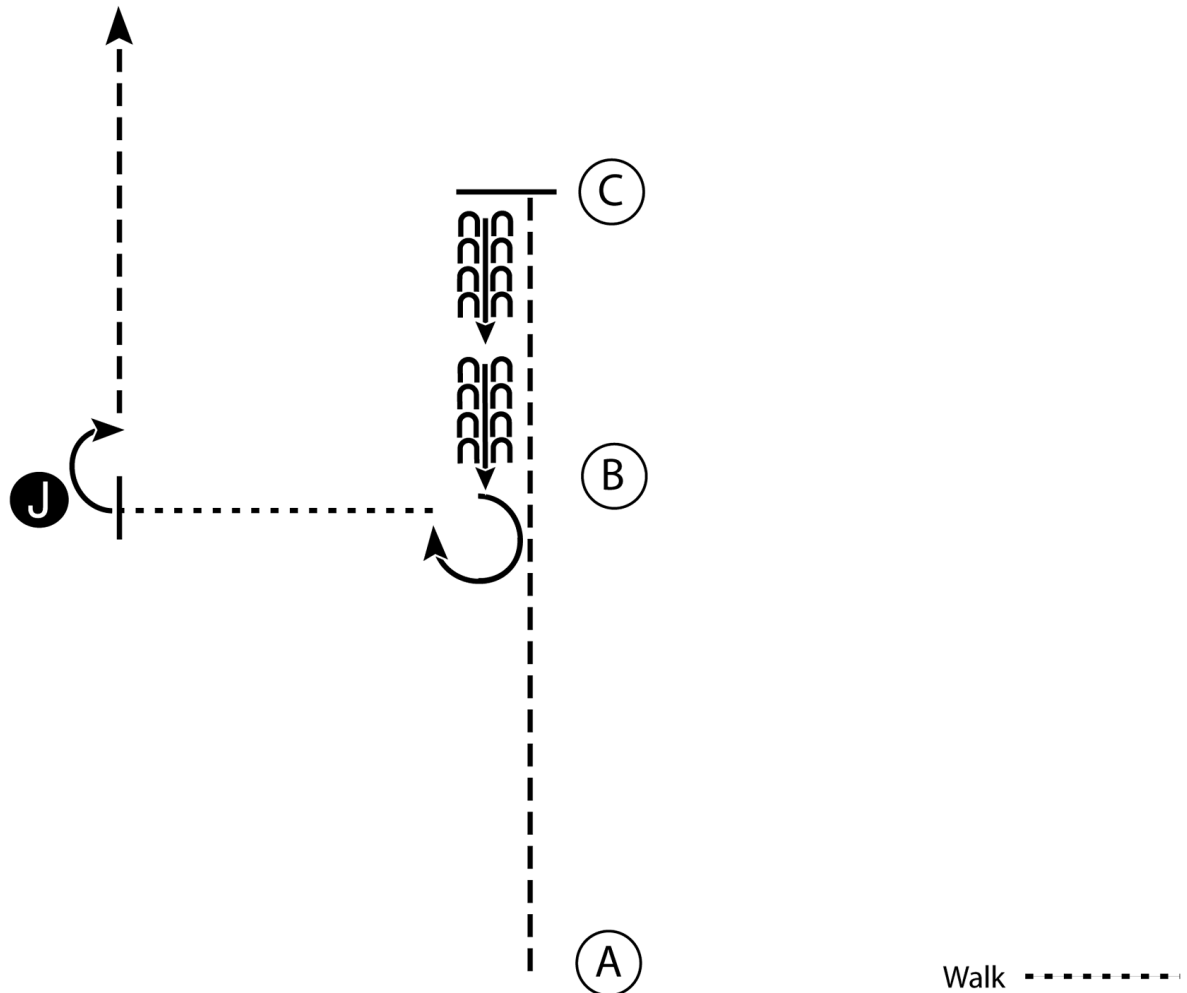
[S/WT-11]

Pattern Provided by:

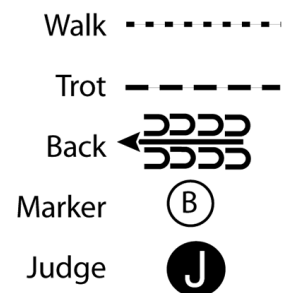
Marv and Sue Kapushion

Showmanship (14-18 Amateur and Select)

Show Date:



1. Trot from A to C.
2. Stop and back to B.
3. Perform a 270 degree turn and walk to the Judge.
4. Stop and set up for inspection.
5. When dismissed perform a 90 degree turn and trot to line-up.



[S/2-14]

Pattern Provided by:

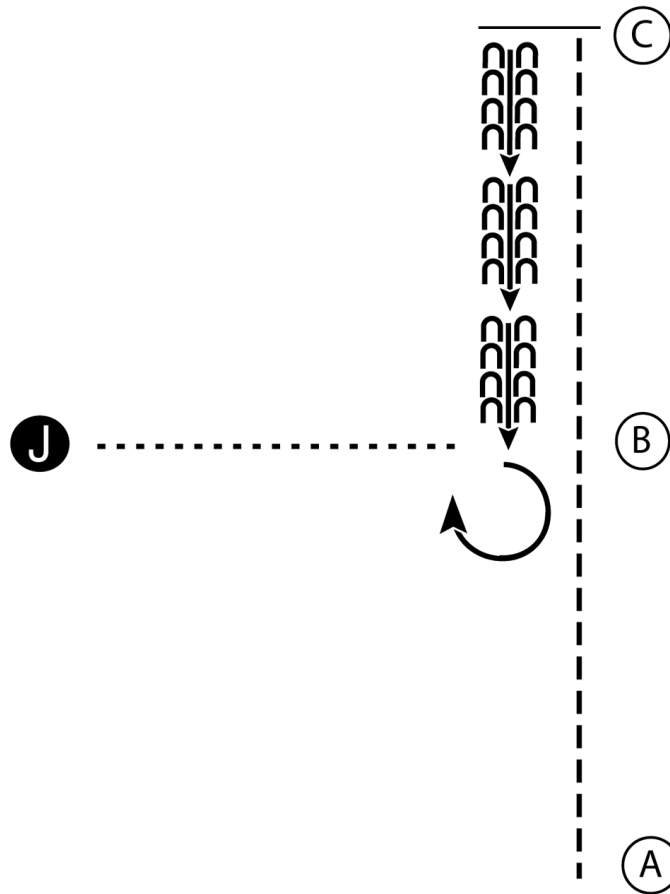
Marv and Sue Kapushion

Showmanship (Novice Youth, Novice Amateur and 13 and under)

Show Date:

w w w . H o r s e S h o w P a t t e r n s . c o m

w w w . H o r s e S h o w P a t t e r n s . c o m



1. Trot from A to C.
2. Stop at C.
3. Back to B.
4. Perform a 270 degree turn.
5. Walk to the judge and set up for inspection.
6. When dismissed walk to line-up.

- Walk
Trot - - - - -
Back ← [Back Pattern]
Marker (B)
Judge (J)

[S/1-3]

Pattern Provided by:

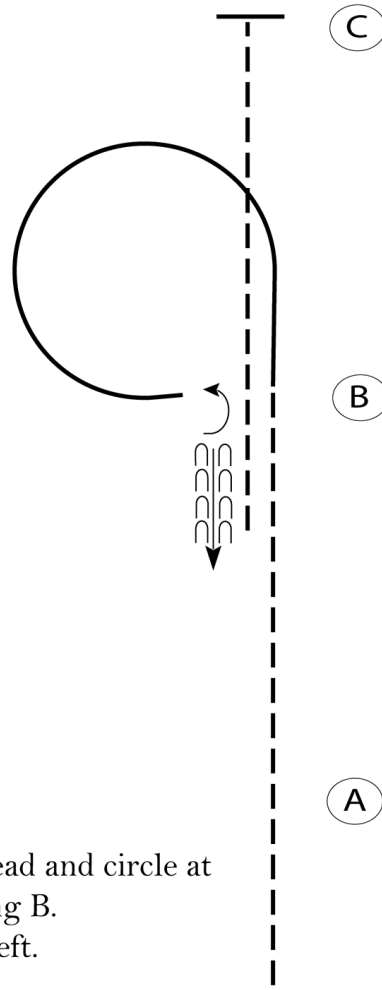
Marv and Sue Kapushion

Horsemanship (Novice Youth, Novice Amateur and 13 and under)

Show Date:

w w w . H o r s e S h o w P a t t e r n s . c o m

w w w . H o r s e S h o w P a t t e r n s . c o m



Begin before A at a jog.

1. Jog from A to B.
2. At B, lope on the left lead and circle at B as shown. Stop facing B.
3. Turn 1/4 turn to the left.
4. Back one horse length.
5. Jog to C. Stop at C.

Follow the instructions of your ring steward.

Walk	-----
Jog	- - - - -
Extended Jog	- - - - -
Lope	—————
Leg Yield	
Lead Change	— / —
Back	← ← ← ← ←
Marker	Ⓚ
Sidepass	← ——— →

[WH/1-17]

Pattern Provided by:

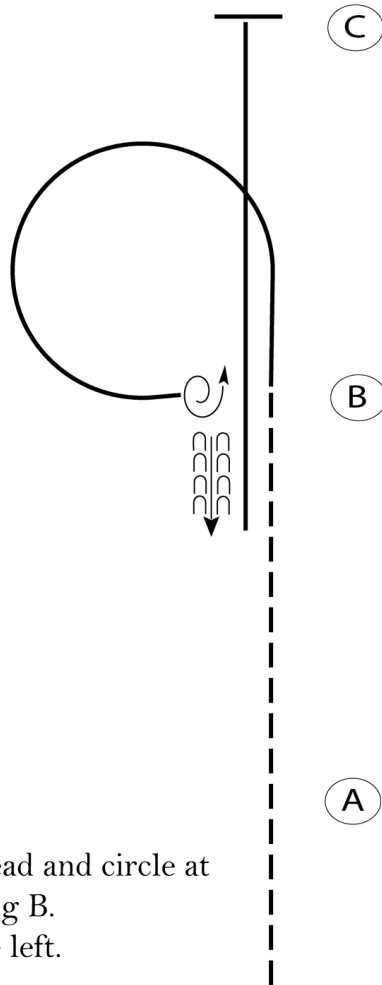
Marv and Sue Kapushion

Horsemanship (14-18 Amateur and Select)

Show Date:

www.HorseShowPatterns.com

www.HorseShowPatterns.com



Begin before A at a jog.

1. Jog from A to B.
2. At B, lope on the left lead and circle at B as shown. Stop facing B.
3. Turn 1 1/4 turn to the left.
4. Back one horse length.
5. Lope on the right lead to C. Stop at C.

Follow the instructions of your ring steward.

Walk	-----
Jog	-----
Extended Jog	-----
Lope	—————
Leg Yield	
Lead Change	—/—
Back	← e e e e e e e e e e
Marker	Ⓟ
Sidepass	←-----→

[WH/2-17]

Pattern Provided by:

Marv and Sue Kapushion